



Thank you for downloading this printable! We work hard to create super simple, meaningful learning ideas for preschool, pre-k, & kinder through Modern Preschool & Club Preschool.

### YOU MAY...

Use this printable for personal use

Use this printable in a single classroom setting

Share this printable to Seesaw or other private family communication apps **ONLY** IF it is being shared with your **CURRENT** students' families for the purpose of classroom support or assignments.  
Please Note: It may **NOT** be shared publicly to the whole platform with other teachers.

### YOU MAY NOT...

You may **NOT** email or upload this file to send to others. Refer teachers & friends to the website or link where you found it available to download or purchase

You may **NOT** recreate or sell/profit from this printable

You may **NOT** upload this file to websites or sharing servers (Outschool, Facebook, Dropbox, Google Drive, etc.

*(see exception under the "You May" section)*

Reach out at any time!

Email: [modernpreschool@gmail.com](mailto:modernpreschool@gmail.com)

Facebook: <https://www.facebook.com/ModernPreschool/>

Pinterest: [https://www.pinterest.com/Nicole\\_Franklin/](https://www.pinterest.com/Nicole_Franklin/)

Instagram: <https://www.instagram.com/modernpreschool/>

GRAPHICS:


Victoria Saied:

<https://www.teacherspayteachers.com/Store/Victoria-Saied>

<https://modernpreschool.com>

<https://clubpreschool.com>

**Pick a card and build the  
letters that you see!**











**the**



**of**



**and**



**a**



**to**



**in**



**is**



**you**



**that**



**it**



**he**



**was**



**for**



**on**



**are**



**as**



**with**



**his**



**they**



**I**



**at**




**be**




**this**




**have**


 from


 or

 had


 by

 words

 but

 not

 what


 all

 were

 we


 when





 your

 can

 said

 there


 use


 an

 each

 which

 she

 do

 how

 their



**if**



**will**





**Aa**



**Bb**



**Cc**



**Dd**



**Ee**



**Ff**



**Gg**



**Hh**



**Ii**



**Jj**



**Kk**



**Ll**



**Mm**



**Nn**



**Oo**



**Pp**



**Qq**



**Rr**



**Ss**



**Tt**



**Uu**



**Vv**



**Ww**



**Xx**



Yy



Zz

